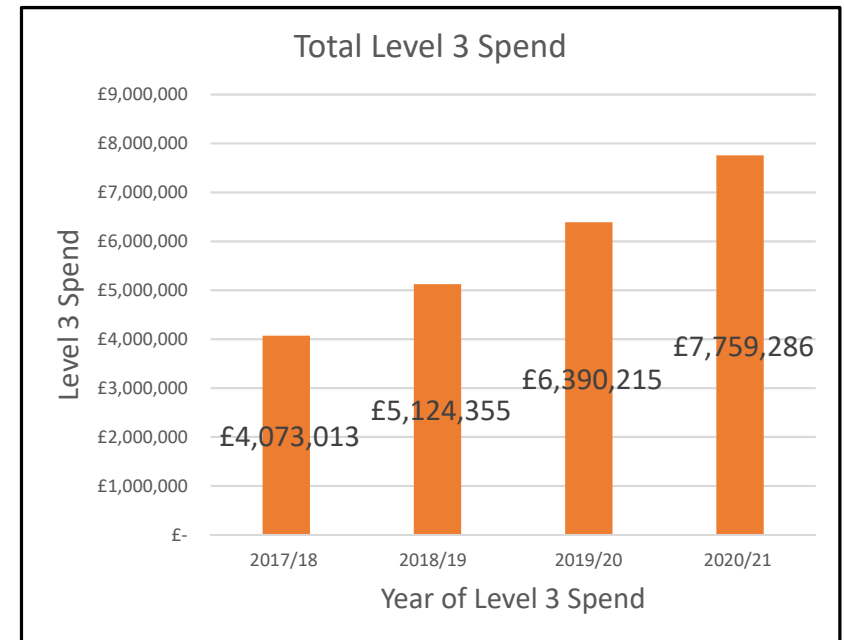
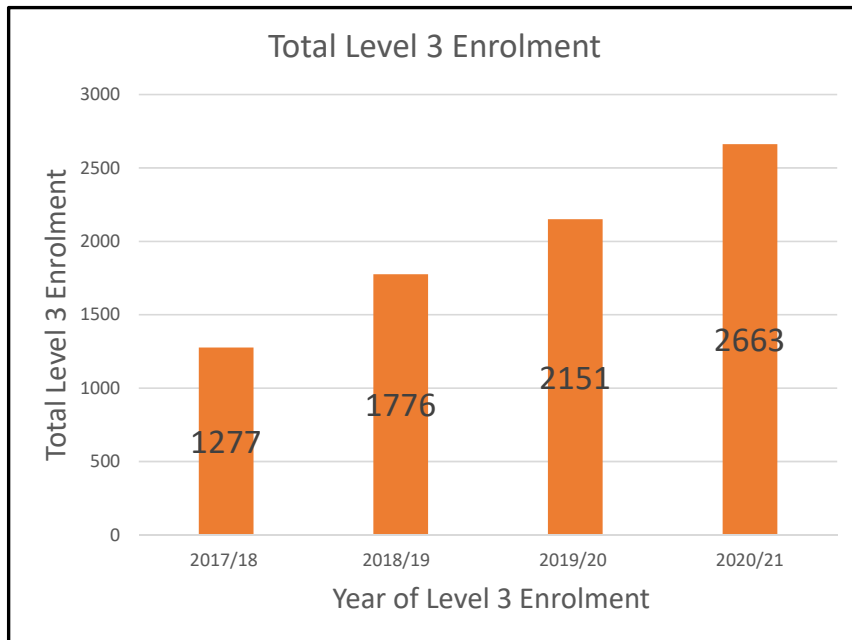


Colleges West Midlands Planned Strategic Outputs by 2021

- The Strategic Outcomes slides show the planned college outcomes against the WMCA strategic priorities.
- These outcomes are a result of the Colleges West Midlands combined 21 college projected outcomes given to the WMCA over a 4 year period.
- Each of the four priority sectors are summarised.
- We will monitor the progress against these projections and look to work collectively to meet delivery needs in the WMCA area.

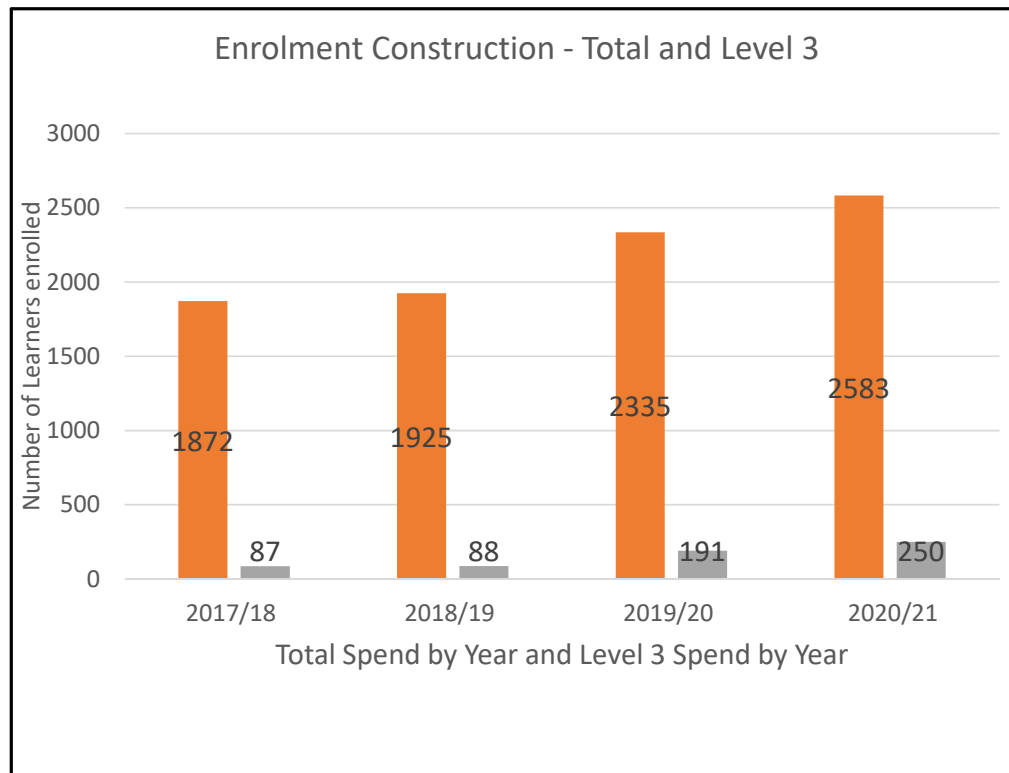
Total Level 3 Enrolment and Spend



LEVEL 3		
% CHANGE IN ENROLMENTS	2017/18 - 2018/19	39%
	2018/19 - 2019/20	21%
	2019/20 - 2020/21	24%
	2017/18 - 2020/21	109%

LEVEL 3		
% CHANGE IN SPEND	2017/18 - 2018/19	26%
	2018/19 - 2019/20	25%
	2019/20 - 2020/21	21%
	2017/18 - 2020/21	91%

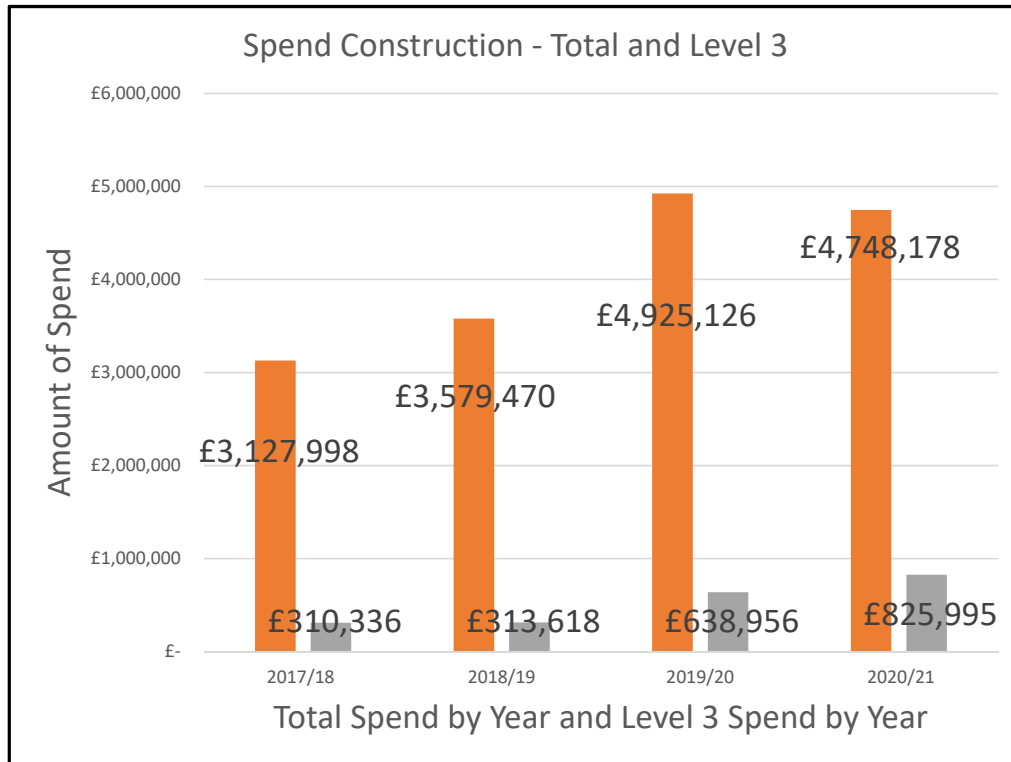
Construction – Enrolment



CONSTRUCTION: 5.2 BUILDING & CONSTRUCTION		
% CHANGE IN ENROLMENT	2017/18 - 2018/19	3%
	2018/19 - 2019/20	21%
	2019/20 - 2020/21	11%
	2017/18 - 2020/21	38%

LEVEL 3		
% CHANGE IN ENROLMENT	2017/18 - 2018/19	1%
	2018/19 - 2019/20	117%
	2019/20 - 2020/21	31%
	2017/18 - 2020/21	187%

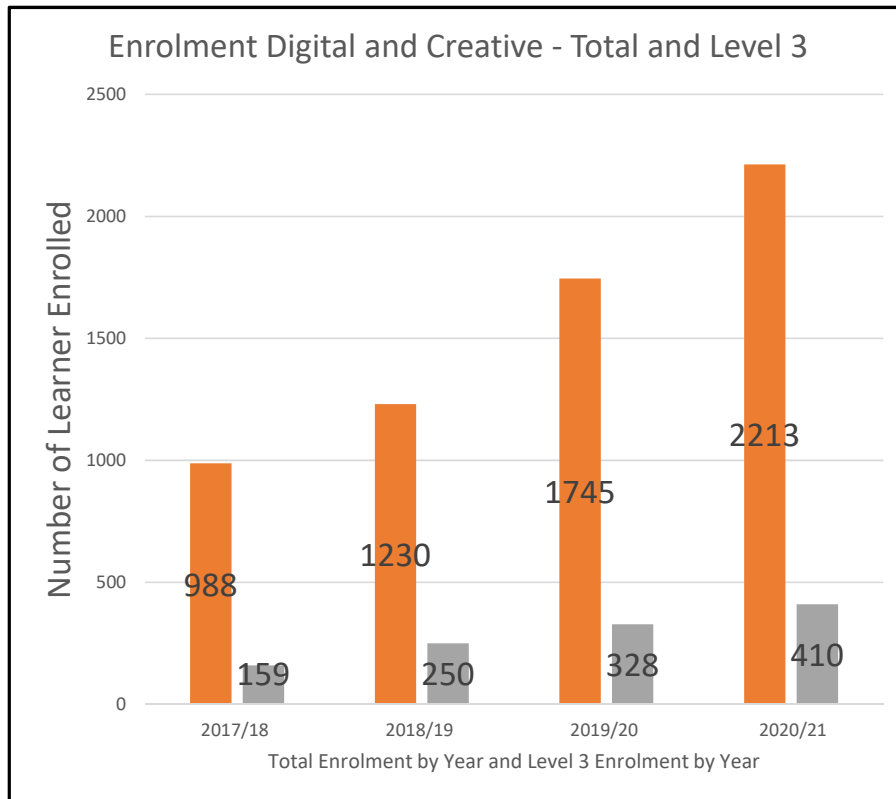
Construction - Spend



CONSTRUCTION: 5.2 BUILDING & CONSTRUCTION		
% CHANGE IN SPEND	2017/18 - 2018/19	14%
	2018/19 - 2019/20	20%
	2019/20 - 2020/21	11%
	2017/18 - 2020/21	52%

LEVEL 3		
% CHANGE IN SPEND	2017/18 - 2018/19	1%
	2018/19 - 2019/20	104%
	2019/20 - 2020/21	30%
	2017/18 - 2020/21	166%

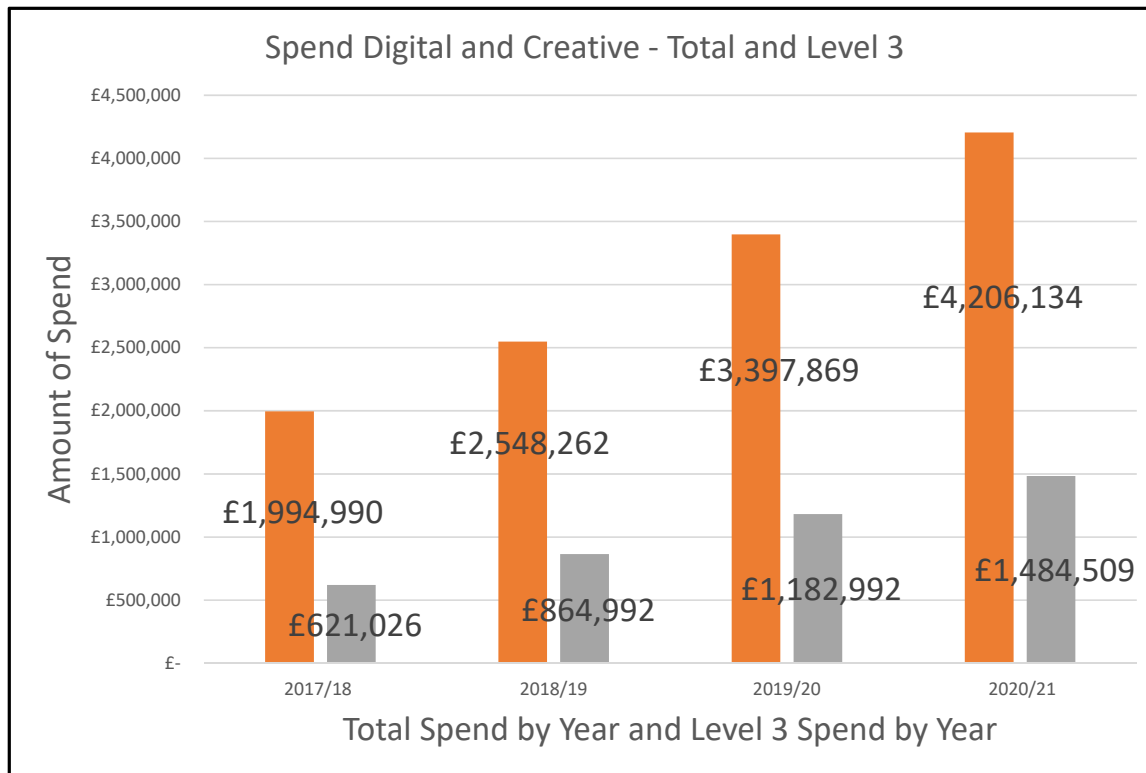
Digital and Creative - Enrolment



DIGITAL and CREATIVE		
% CHANGE IN ENROLMENT	2017/18 - 2018/19	24%
	2018/19 - 2019/20	42%
	2019/20 - 2020/21	27%
	2017/18 - 2020/21	124%

LEVEL 3		
% CHANGE IN ENROLMENT	2017/18 - 2018/19	57%
	2018/19 - 2019/20	31%
	2019/20 - 2020/21	25%
	2017/18 - 2020/21	158%

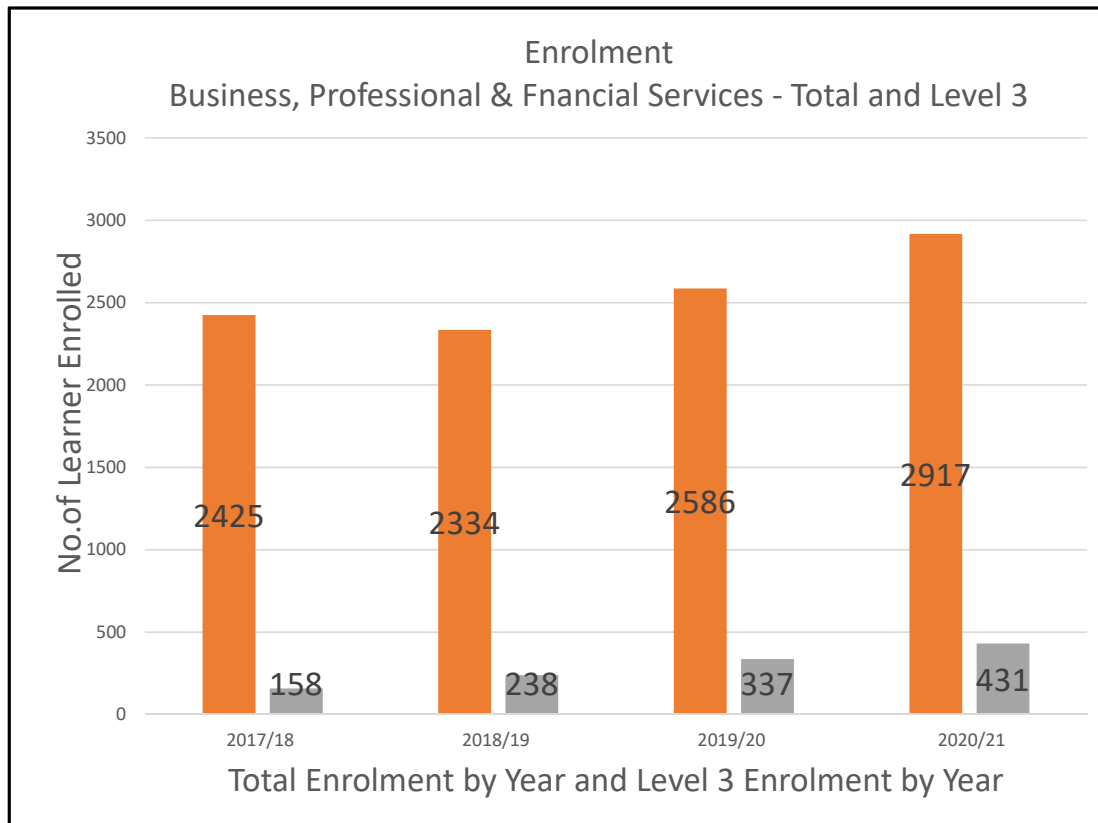
Digital and Creative - Spend



DIGITAL and CREATIVE		
% CHANGE IN SPEND	2017/18 - 2018/19	28%
	2018/19 - 2019/20	33%
	2019/20 - 2020/21	24%
	2017/18 - 2020/21	111%

LEVEL 3		
% CHANGE IN SPEND	2017/18 - 2018/19	39%
	2018/19 - 2019/20	37%
	2019/20 - 2020/21	25%
	2017/18 - 2020/21	139%

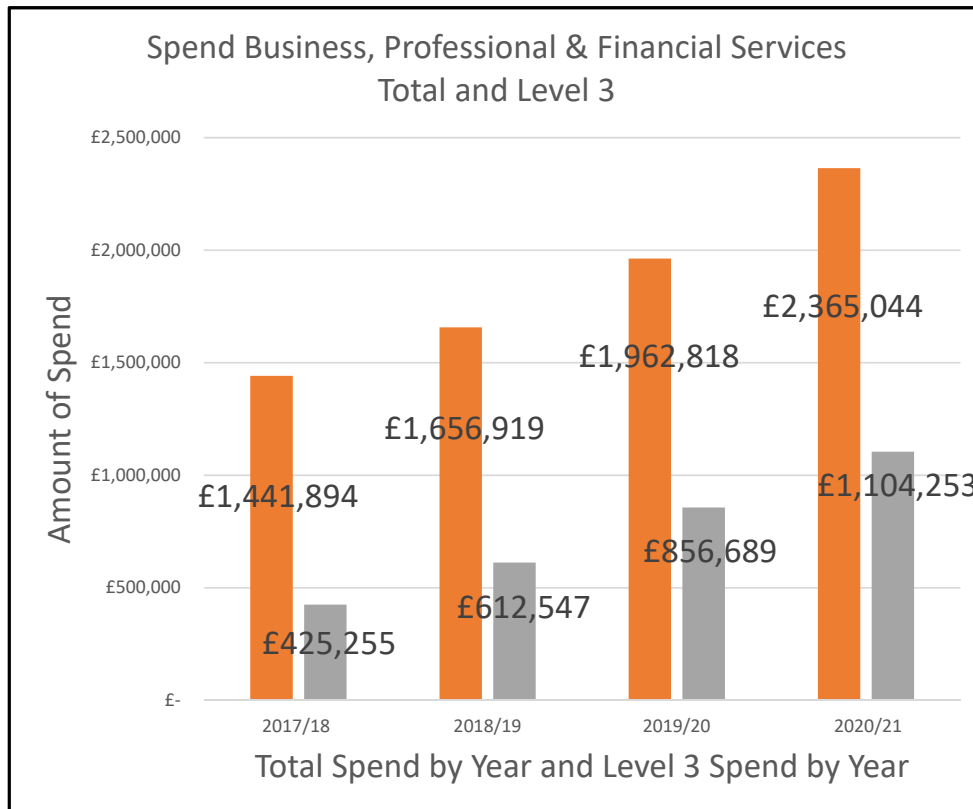
Business, Professional & Financial Services - Enrolment



BUSINESS PROFESSIONAL & FINANCIAL SERVICES		
% CHANGE IN ENROLMENT	2017/18 - 2018/19	-4%
	2018/19 - 2019/20	11%
	2019/20 - 2020/21	13%
	2017/18 - 2020/21	20%

LEVEL 3		
% CHANGE IN ENROLMENT	2017/18 - 2018/19	51%
	2018/19 - 2019/20	42%
	2019/20 - 2020/21	28%
	2017/18 - 2020/21	173%

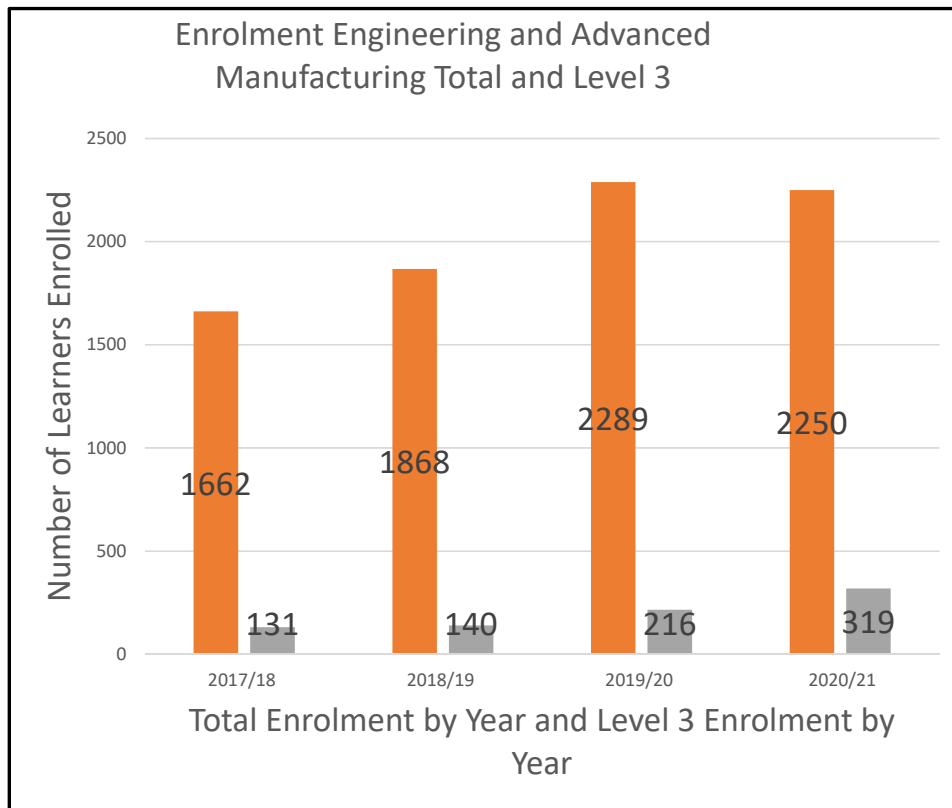
Business, Professional & Financial Services - Spend



BUSINESS PROFESSIONAL & FINANCIAL SERVICES		
% CHANGE IN SPEND	2017/18 - 2018/19	15%
	2018/19 - 2019/20	18%
	2019/20 - 2020/21	20%
	2017/18 - 2020/21	64%

LEVEL 3		
% CHANGE IN SPEND	2017/18 - 2018/19	44%
	2018/19 - 2019/20	40%
	2019/20 - 2020/21	29%
	2017/18 - 2020/21	160%

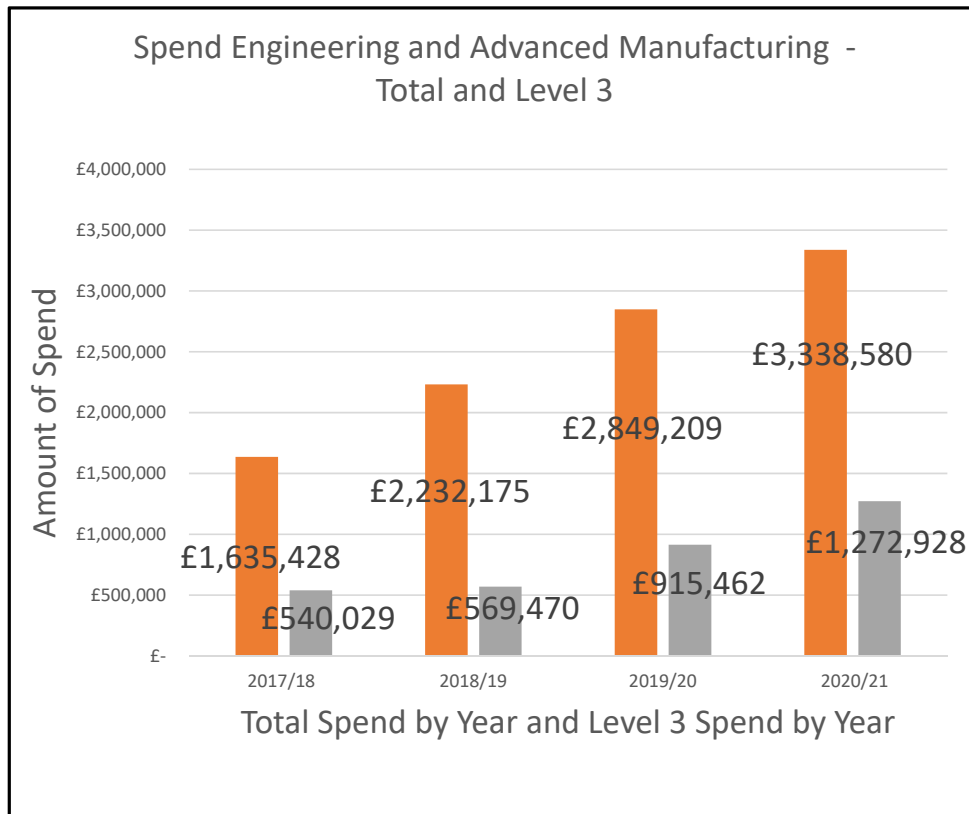
Engineering and Advanced Manufacturing - Enrolment



ENGINEERING & ADVANCED MANUFACTURING		
% CHANGE IN ENROLMENT	2017/18 - 2018/19	12%
	2018/19 - 2019/20	23%
	2019/20 - 2020/21	11%
	2017/18 - 2020/21	53%

LEVEL 3		
% CHANGE IN ENROLMENT	2017/18 - 2018/19	7%
	2018/19 - 2019/20	54%
	2019/20 - 2020/21	48%
	2017/18 - 2020/21	144%

Engineering and Advanced Manufacturing - Spend



ENGINEERING & ADVANCED MANUFACTURING		
% CHANGE IN SPEND	2017/18 - 2018/19	36%
	2018/19 - 2019/20	28%
	2019/20 - 2020/21	17%
	2017/18 - 2020/21	104%

LEVEL 3		
% CHANGE IN SPEND	2017/18 - 2018/19	5%
	2018/19 - 2019/20	61%
	2019/20 - 2020/21	39%
	2017/18 - 2020/21	136%